



GAUTENG PROVINCE

EDUCATION
REPUBLIC OF SOUTH AFRICA

NOVEMBER EXAMINATION ANSWER BOOK
NOVEMBER EKSAMEN-ANTWOORDBOEK
2022

CANDIDATE'S NAME LEERDER SE NAAM																
DATE DATUM													BOOK NUMBER BOEKNOMMER		OF VAN	BOOKS BOEKE
TEACHER ONDERWYSER													PAPER NUMBER/ VRAESTELNOMMER	2		
SUBJECT NAME VAKNAAM	MATHEMATICS/WISKUNDE															

This answer book consists of 14 pages./Hierdie antwoordboek bestaan uit 14 bladsye.

MARKER/NASIENER				MODERATOR'S INITIALS IN RELEVANT BLOCK MODERATOR SE PARAAF IN BETROKKE BLOKKIE											
Question Vraag	Marks Punte			Marker's Code & Initials/Nasiener se Kode en parafeer	Marks Punte										
1															
2															
3															
4															
5															
6															
7															
8															
9															
10															
					TOTAL										
					TOTAAL										

READ THE INSTRUCTIONS ON THE NEXT PAGE.
LEES DIE INSTRUKSIES OP DIE VOLGENDE BLADSY.

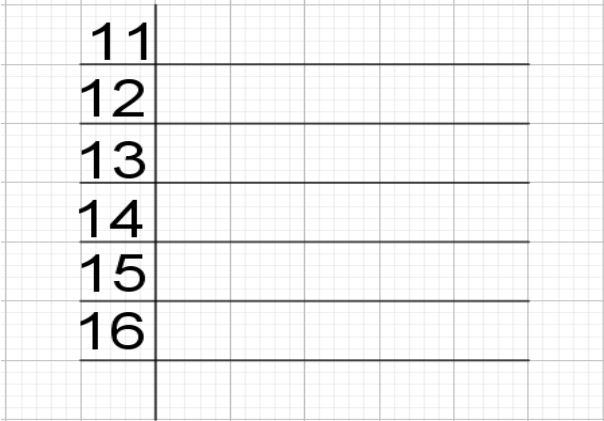
**FOLLOW THESE INSTRUCTIONS
CAREFULLY.**

**VOLG HIERDIE INSTRUKSIES
NOUKEURIG.**

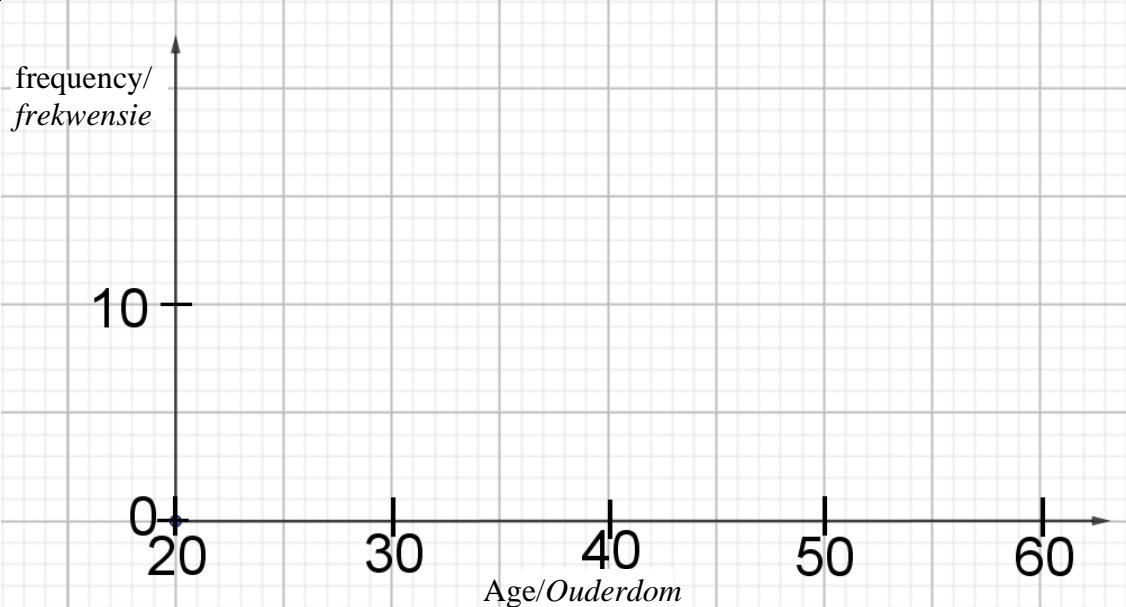
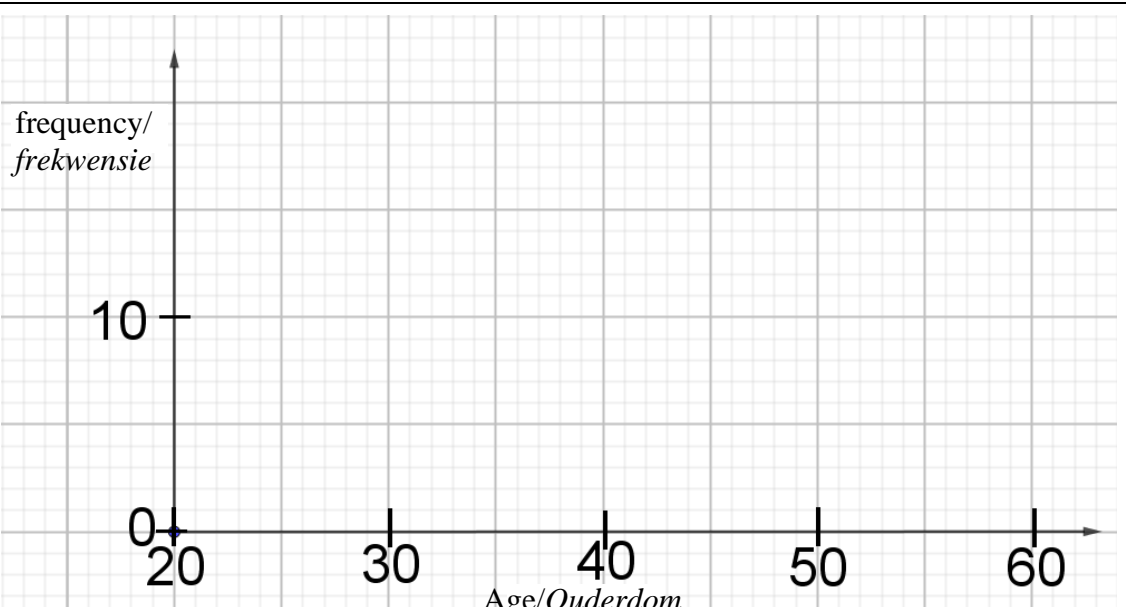
1. Answer ALL questions in the spaces provided.
2. No pages may be torn from this answer book.
3. Candidates may not retain an answer book or remove it from the examination room. Answer books must be returned to the invigilator at the end of the examination session.
4. Answers must be written in blue ink as distinctly as possible. Do not write in the margins.
5. Rule-off through any work/rough work that must not be marked.
6. In the event that you use the additional space provided:
 - 6.1 Write down the number of the question.
 - 6.2 Leave a line and rule-off after your answer.

1. *Beantwoord ALLE vrae in die ruimtes wat voorsien is.*
2. *Geen bladsye mag uit hierdie antwoordboek geskeur word nie.*
3. *Geen antwoordboek mag deur kandidate behou of uit die eksamenlokaal verwyder word nie. Antwoorde moet aan die toesighouer terugbesorg word aan die einde van die eksamensessie.*
4. *Skryf antwoorde so duidelik moontlik met swart/blou ink. Moenie in die kantlyn skryf nie.*
5. *Trek 'n netjiese lyn deur enige werk/rofwerk wat nie nagesien moet word nie.*
6. *Ingeval jy die bykomende ruimte wat voorsien word, gebruik:*
 - 6.1 *Skryf die nommer van die vraag neer.*
 - 6.2 *Laat 'n lyn oop en trek 'n lyn na jou antwoord.*

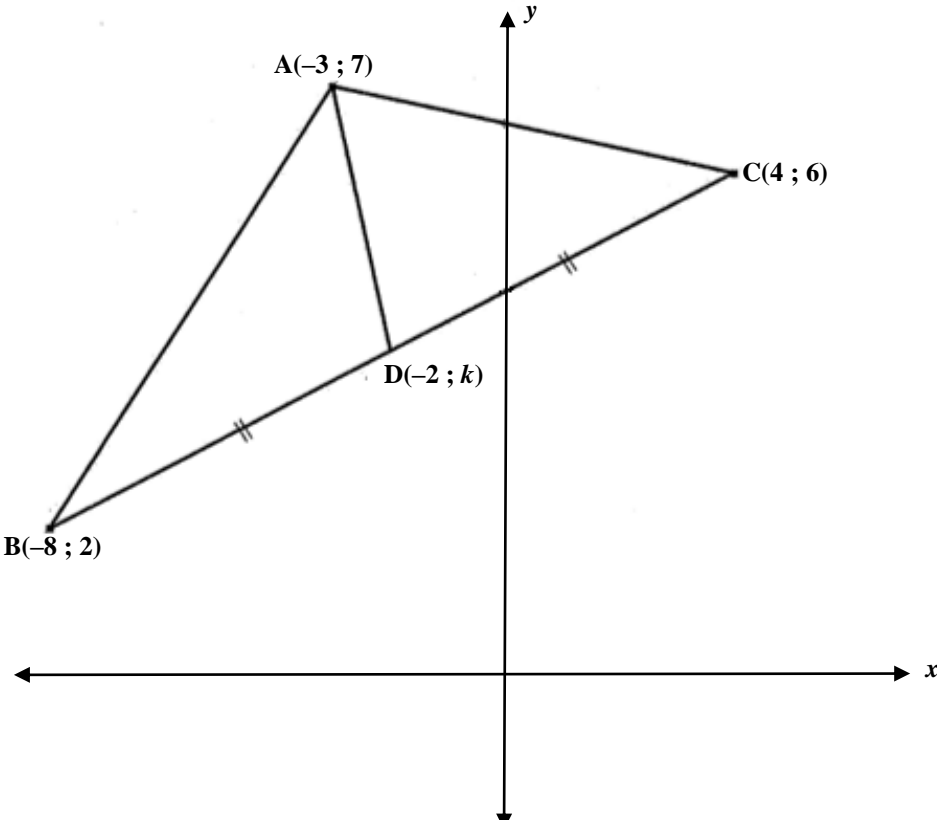
QUESTION/VRAAG 1

	<i>Solution/Oplissing</i>		<i>Marks/Punte</i>
1.1			(4)
1.2	1.2.1		(2)
	1.2.2		(1)
	1.2.3		(2)
	1.2.4		(2)
			[11]

QUESTION/VRAAG 2

	Solution/Oplissing	Marks/ Punte															
2.1	<table border="1" style="margin-left: auto; margin-right: auto;"> <thead> <tr> <th data-bbox="336 456 759 533">AGE INTERVALS/ OUDERDOMSINTERVALE</th> <th data-bbox="759 456 954 533">TALLY/ TELLING</th> <th data-bbox="954 456 1201 533">FREQUENCY/ FREKWENSIE</th> </tr> </thead> <tbody> <tr> <td data-bbox="336 533 759 577" style="text-align: center;">$25 \leq x < 33$</td> <td data-bbox="759 533 954 577"></td> <td data-bbox="954 533 1201 577"></td> </tr> <tr> <td data-bbox="336 577 759 622" style="text-align: center;">$33 \leq x < 41$</td> <td data-bbox="759 577 954 622"></td> <td data-bbox="954 577 1201 622"></td> </tr> <tr> <td data-bbox="336 622 759 667" style="text-align: center;">$41 \leq x < 49$</td> <td data-bbox="759 622 954 667"></td> <td data-bbox="954 622 1201 667"></td> </tr> <tr> <td data-bbox="336 667 759 703" style="text-align: center;">$49 \leq x < 57$</td> <td data-bbox="759 667 954 703"></td> <td data-bbox="954 667 1201 703"></td> </tr> </tbody> </table>	AGE INTERVALS/ OUDERDOMSINTERVALE	TALLY/ TELLING	FREQUENCY/ FREKWENSIE	$25 \leq x < 33$			$33 \leq x < 41$			$41 \leq x < 49$			$49 \leq x < 57$			(4)
AGE INTERVALS/ OUDERDOMSINTERVALE	TALLY/ TELLING	FREQUENCY/ FREKWENSIE															
$25 \leq x < 33$																	
$33 \leq x < 41$																	
$41 \leq x < 49$																	
$49 \leq x < 57$																	
2.2		(2)															
2.3		(3)															
		[9]															

QUESTION/VRAAG 3

	Solution/Oplissing	Marks/ Punte
		
3.1	<hr/> <hr/> <hr/> <hr/> <hr/>	(2)
3.2	<hr/> <hr/> <hr/> <hr/> <hr/>	(2)

3.3		
		(2)
3.4		
		(3)
		[9]

QUESTION/VRAAG 4

4.1	Solution/Oplissing	Marks/ Punte
	4.1.1	
		(2)
	4.1.2	
		(2)
	4.1.3	
		(2)

4.2	4.2.1		(2)
	4.2.2		(3)
	4.2.3		(4)
		[15]	

QUESTION/VRAAG 5

5.1	<i>Solution/Oplissing</i>	<i>Marks/Punte</i>	
	5.1.1		
	5.1.2		(2)

5.2		
		(4)
5.3		
		(6)
		[16]

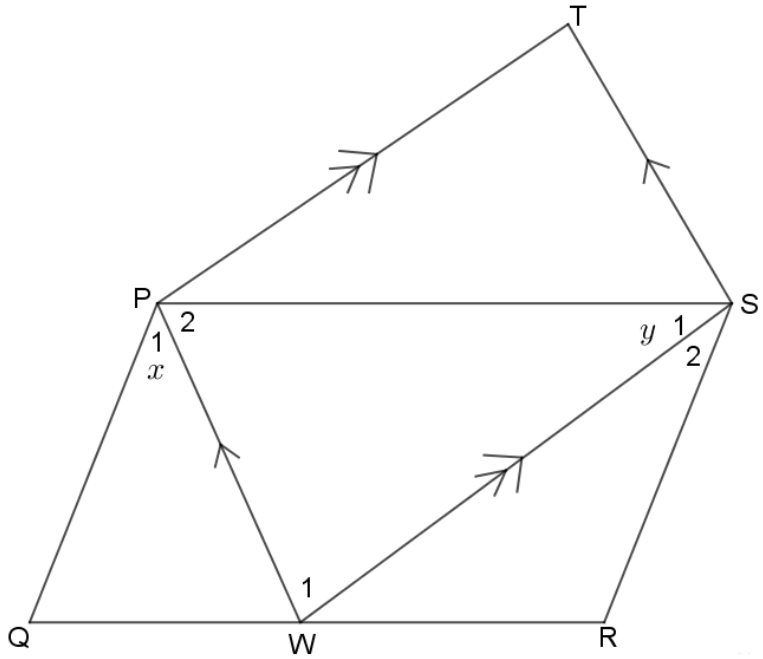
QUESTION/VRAAG 6

	Solution/Oplissing	Marks/ Punte
6.1		(1)
6.2		(2)
6.3		(1)
6.4		(2)
6.5		(3)
6.6		(1)
		[10]

QUESTION/VRAAG 7

	Solution/Oplissing		Marks/Punte
7.1	7.1.1		(2)
	7.1.2		(2)
	7.1.3		(2)
7.2	7.2.1		(2)
	7.2.2		(2)
	7.2.3		(2)

QUESTION/VRAAG 8

	Solution/Oplissing	Marks/Punte
		
8.1	 	(4)
8.2	 	(4)
		[8]

QUESTION/VRAAG 10

	Solution/Oplissing	Marks/Punte
		[5]

	<i>Additional space/Bykomende ruimte</i>	Marks/ Punte

TOTAL/TOTAAL: 100